



EDC

Education
Development
Center

U.S. HISTORY THROUGH YOUNG PEOPLE'S EYES

U.S. History Media Study








EDUCATION DEVELOPMENT CENTER

WNET

ELECTRIC FUNSTUFF

AMERICAN SOCIAL HISTORY PROJECT

Today's Agenda

-  Welcome and introductions
-  Orientation to the study
 -  Study phases and activities
 -  Pre-implementation
 -  Implementation
 -  Post-implementation
-  Q&A
- Group-specific breakout rooms



Live



Prerecorded for
later reference

WELCOME AND INTRODUCTIONS





EDC

Education
Development
Center

U.S. HISTORY THROUGH YOUNG PEOPLE'S EYES

U.S. History Media Study

EDUCATION DEVELOPMENT CENTER

WNET

ELECTRIC FUNSTUFF

AMERICAN SOCIAL HISTORY PROJECT

Who We Are

The U.S. History Media Study

Is a Collaboration Between:



ASHP • CML



The research reported here was supported by the Institute of Education Sciences, U.S. Department of Education, through Grant R305A210223 to Education Development Center. The opinions expressed are those of the authors and do not represent views of the Institute or the U.S. Department of Education.



ORIENTATION TO THE STUDY



What We'll Cover

- Purpose of the study
- General study information and timelines
- Study phases & activities
 - Phase 1: Pre-implementation
 - Phase 2: Implementation
 - Phase 3: Post-implementation
- Help and support

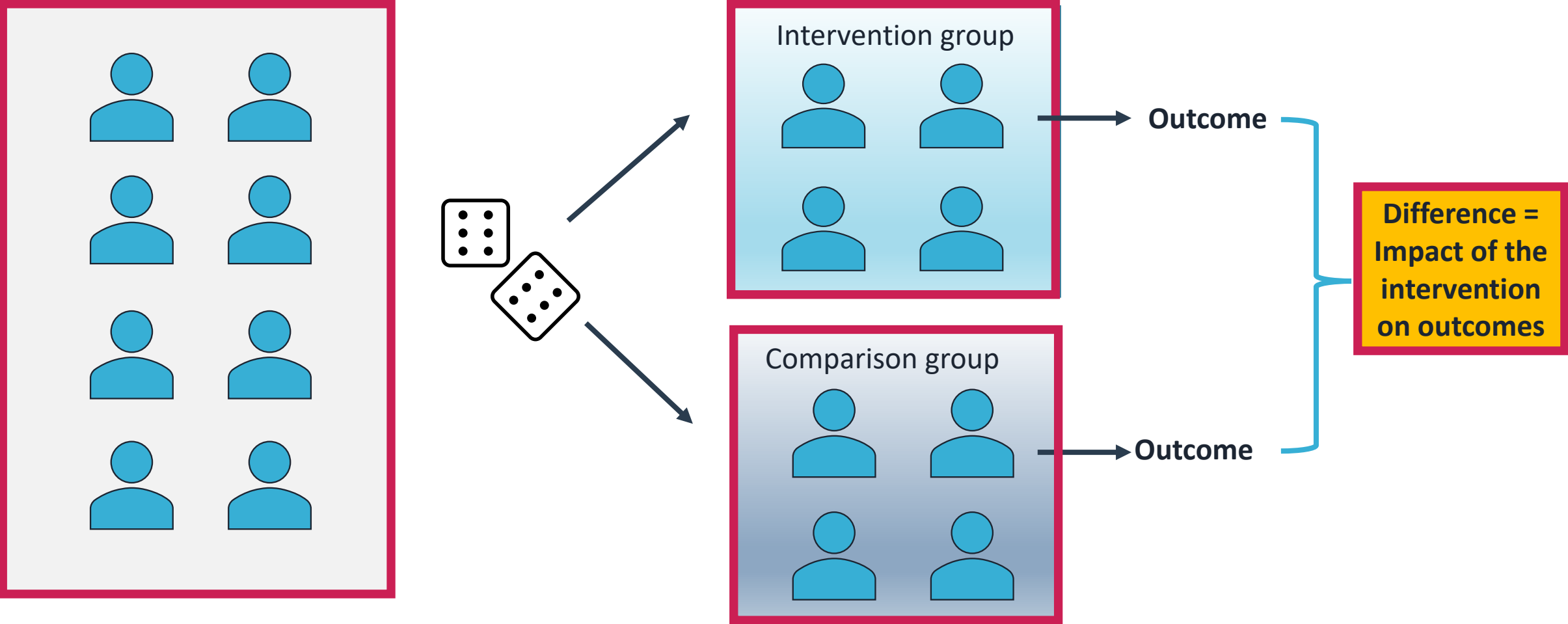
Purpose of the Study

To evaluate the **impact of a supplemental digital curriculum** on Grade 8-10 students' history knowledge and thinking skills, and interest in history

Focused on two content areas:

- **Immigration during the Progressive Era**
- **The Great Depression**

Randomized Controlled Trial



General Study Information

Who is in the study?

- 8th, 9th, and 10th grade U.S. history/social studies teachers and their students

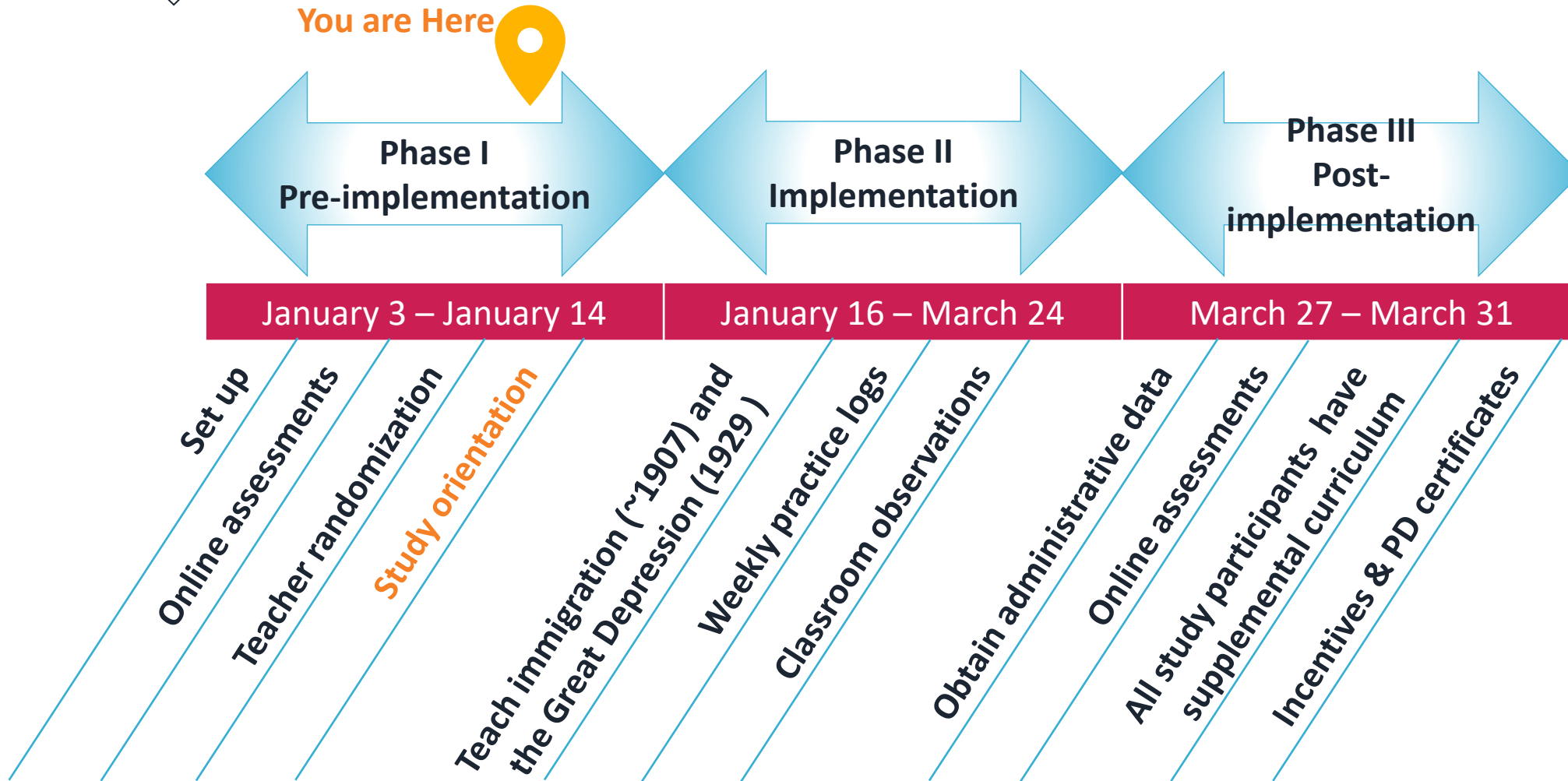
Where is the study happening?

- Part of your normal classroom experience
- Virtual data collection (e.g., online assessments, virtual classroom observations)

When is the study happening?

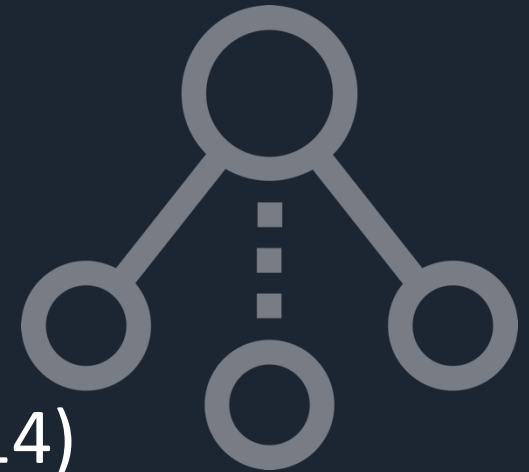
- January – March 2023

Study Timeline



STUDY PHASES & ACTIVITIES

Phase I: Pre-implementation (December – January 14)



Phase I: Pre-Implementation

Set-up

- ✓ Consent to the study and obtain administrator approval
- ✓ Send study information letter with opt-out information to families
- Begin process for transfer of students' administrative data

Baseline student assessments and surveys

- ✓ Facilitate student pre-implementation assessment in class (35 minutes)
 - Students **always** use their assigned study IDs from spreadsheet
 - Omit students whose parents opted them out
- ✓ Complete background survey
- Complete curriculum survey

Orientation

- Obtain certificate of completion at study end after comparison group teachers attend the same training



Note: If you have not completed all checked steps, please reach out to the study research team IMMEDIATELY after this session

STUDY PHASES & ACTIVITIES

Phase II: Implementation (January 16 – March 24)



Phase II: Implementation

Prepare to teach with *Mission US*

- Review required background materials
- Play the games yourself

Use *Mission US* digital games and activities

- Students play games, logging in with their Study ID
- Engage in **ALL** learning activities
- Handle absences as usual
- Use the dashboard data to customize learning

Engage in research activities

- Weekly log every Friday with questions about using Mission US
- Classroom observation **WHILE USING MISSION US**
- ALL STUDENTS MUST TAKE THE POST ASSESSEMENTS!**



January 16 – March 24

Weekly Practice Logs



Please take 10-15 minutes to fill out this teacher practice log. It will help the research team better understand how your social studies class went this week and alert us to any issues you might be having that we could help you with.

Thank you for your time!

For teachers: what is your name and study email?

Name:

Study email:

Select the week that you are filling out this practice log for



Purpose: Helps us to understand what happens in your social studies classroom

Delivery: A link will be sent via email every Friday morning at 10AM

Please complete and submit before the link expires on Sunday at midnight

Classroom Observation

- Between January 30 and March 17
 - You'll pick a date in the curriculum survey
 - Email historystudy@edc.org if you need to change the date you selected
- A member of the research team will conduct a VIRTUAL observation
 - We will send a Zoom link, unless you already have a preferred virtual classroom
 - Set up computer near you so that we can hear your voice & facing AWAY from students
 - Log in before class to confirm audio/video are working
 - We are audio-recording the sessions to supplement our notes
- We will not share the recordings or our observations

Fidelity

Why is fidelity important?

- Part of evidence-based research
- Gives researcher an ability to justify results
- Supports replication or comparisons across studies
- Allows us to measure and enhance program quality over time

How do we measure fidelity?

- Self-report (weekly practice logs)
- Classroom observations

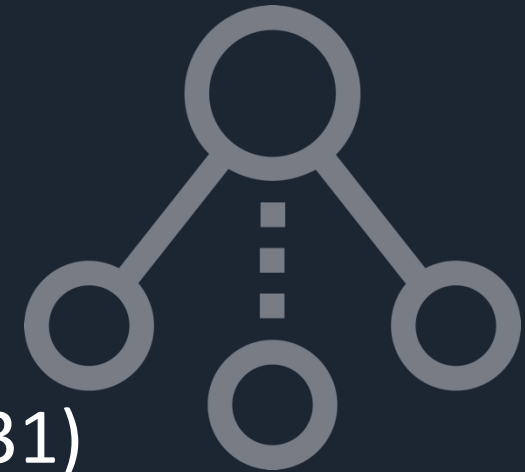


Fidelity of Implementation:

The degree to which an intervention is delivered as intended.

STUDY PHASES & ACTIVITIES

Phase III: Post-Implementation (March 27 – March 31)



Phase III: Post-Implementation

Post-implementation student assessments

- Facilitate student post-implementation assessment in class (35 minutes)
 - Students **always** use their assigned study IDs from spreadsheet
 - Omit students whose parents opted them out
 - Let us know if your school calendar makes early April more convenient

Wrap-up

- Complete transfer of students' administrative data
- Attend intervention-specific PD (comparison group only)
- Receive certificate of PD completion
- Receive study incentives (April)
 - You will need to upload your W-4 and your school's W-9 via secure transfer



March 27 - March 31

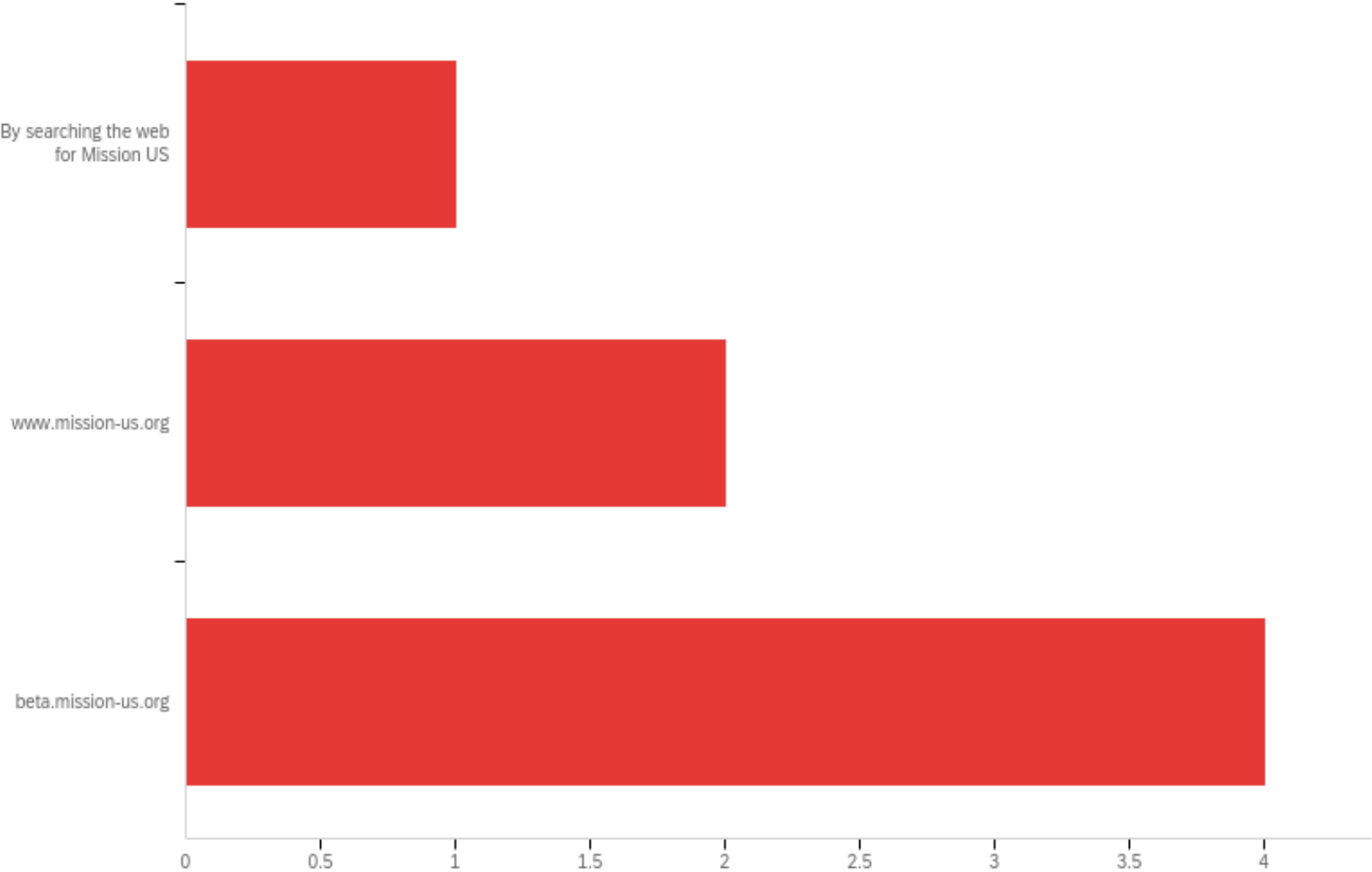
Getting Help

- All study materials are on **beta.mission-us.org**
 - All study resources
 - Two FAQs: *Mission US*-specific + U.S. History Media Study questions
 - Link to Help form
- Reach out through History Study email: historystudy@edc.org
 - Research questions
 - Curriculum issues
 - Technical support

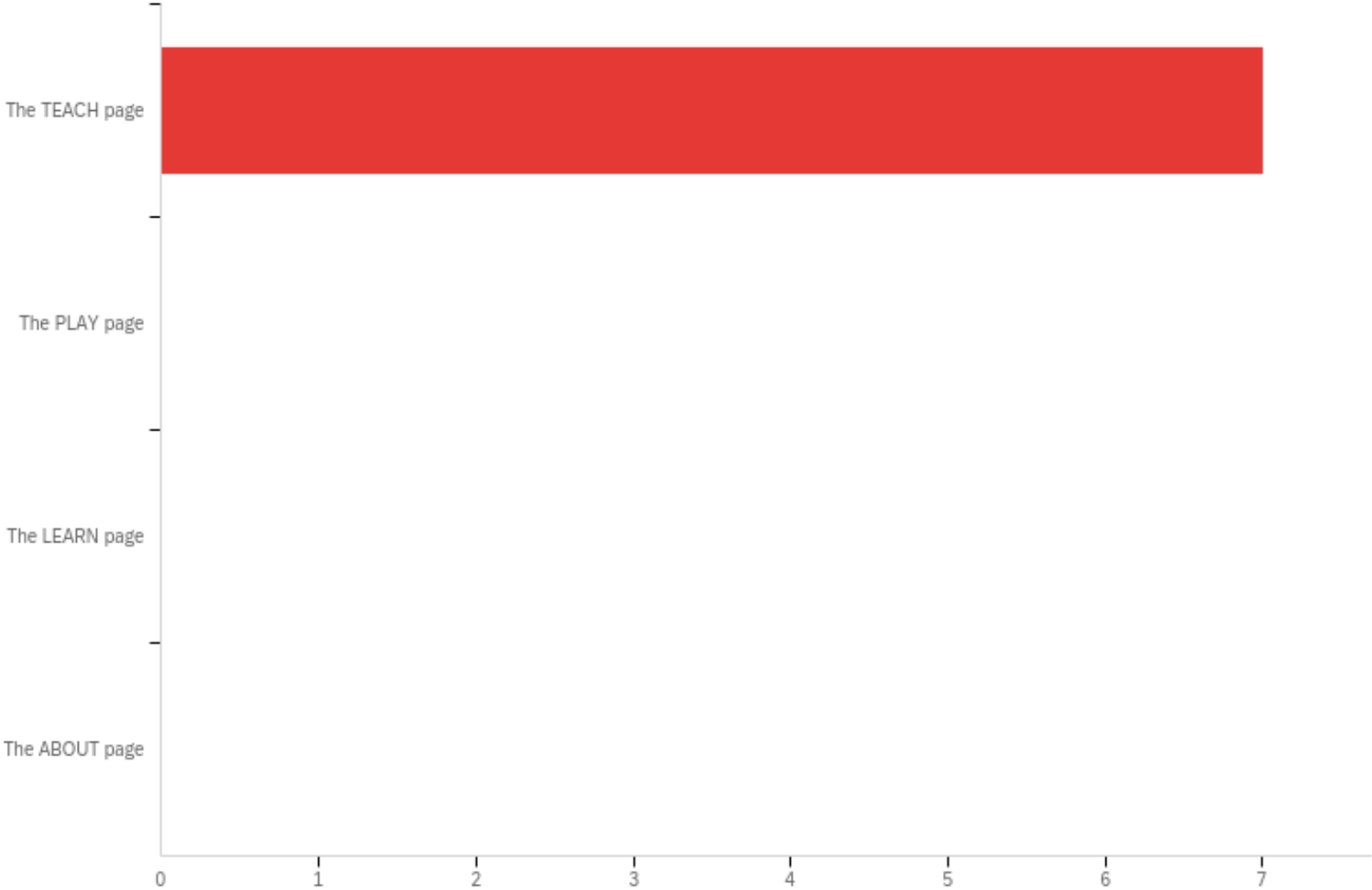
**Don't talk about using *Mission US* with other teachers
until after the study**

Check for Understanding

Q3 - Where should you access the Mission US games and activities?



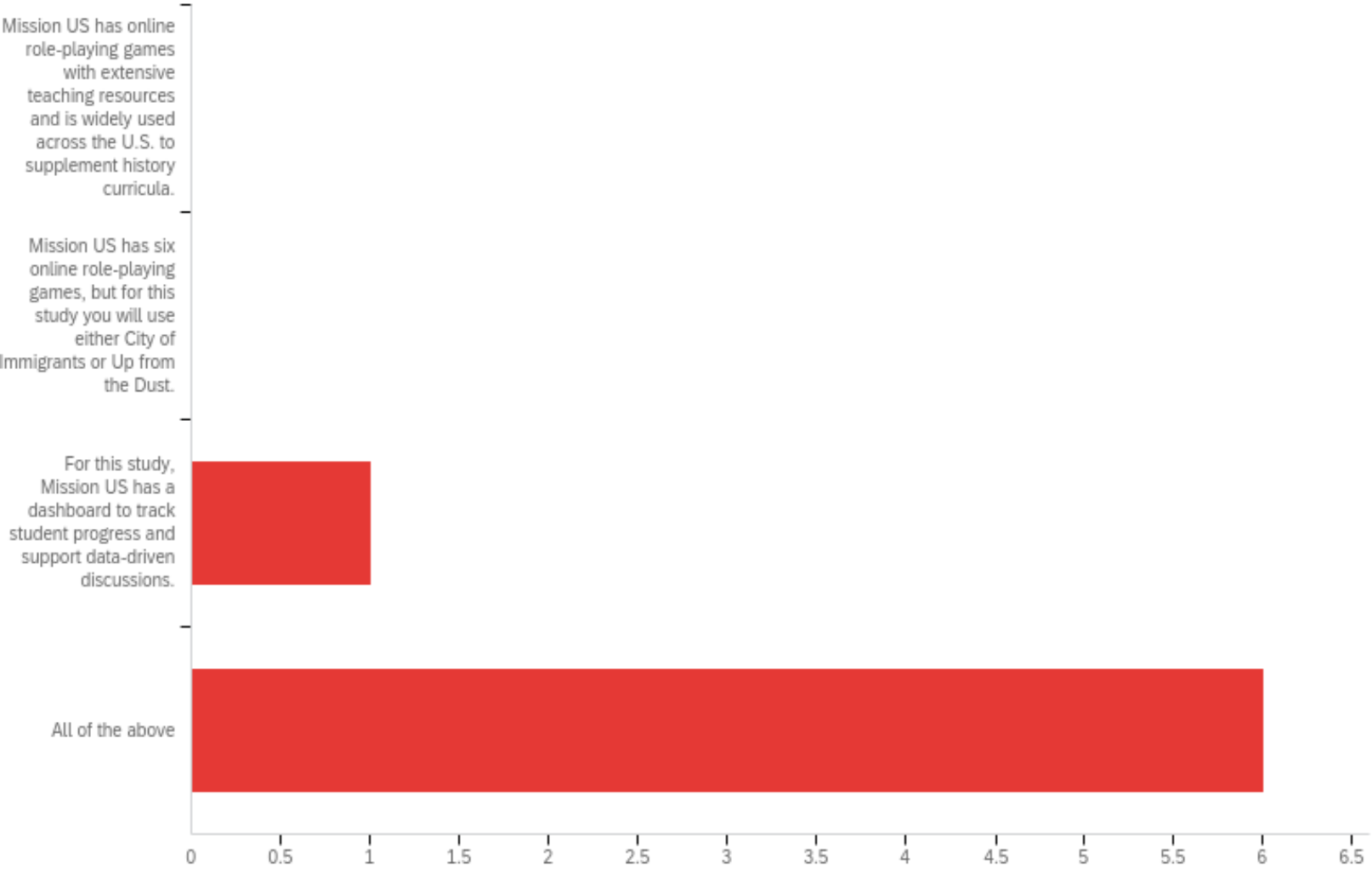
Q4 - Where on the website can you access the classroom material, including the implementation guide, curriculum overview, and activity handouts?



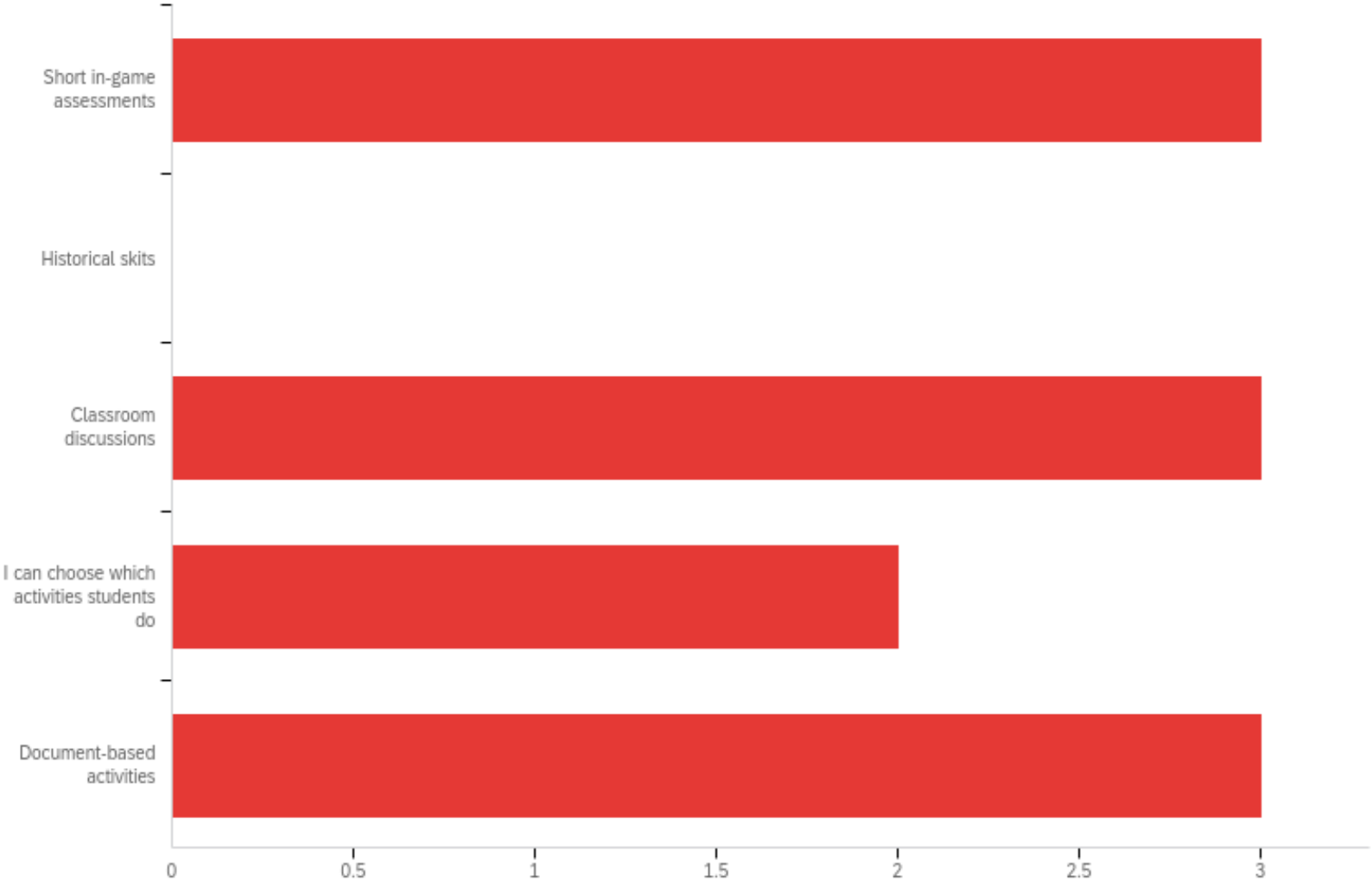
Q5 - Which of the following should happen BEFORE you use Mission US with your students? Please select all that apply.



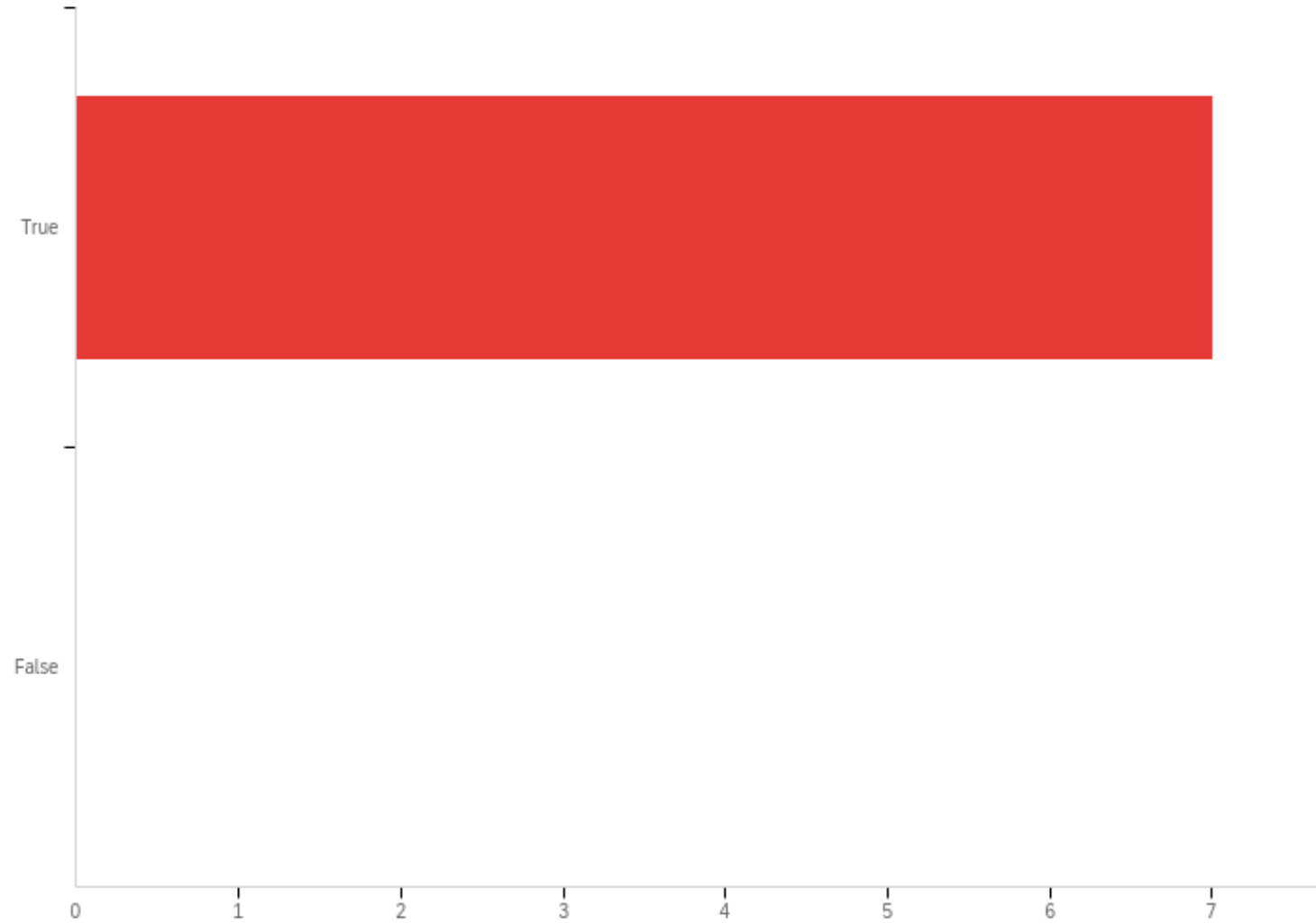
Q6 - Read the statements below about Mission US and check which statement(s) are true. Select all that apply.



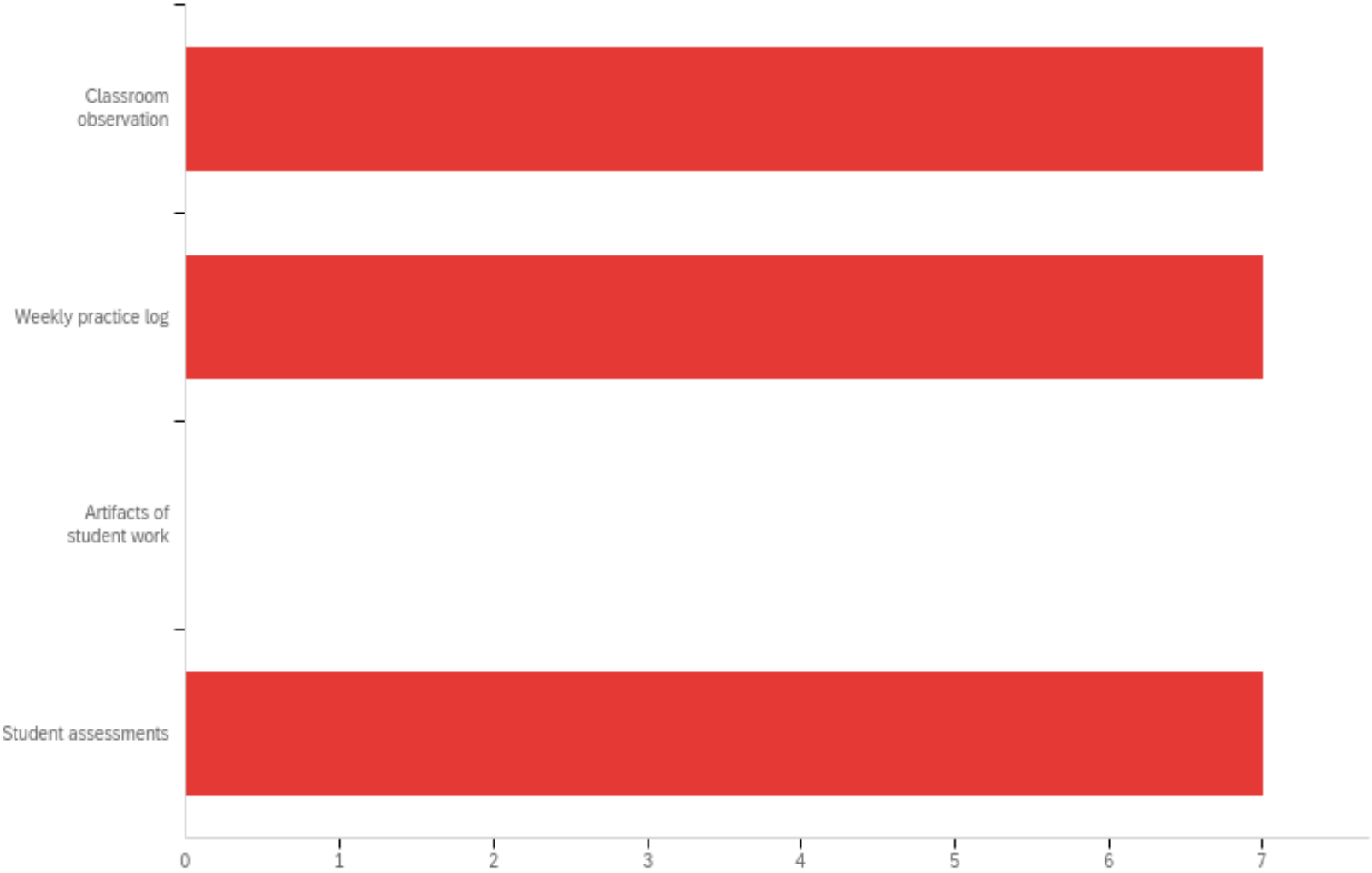
Q7 - Which Mission US learning activities will students do? Select all that apply.



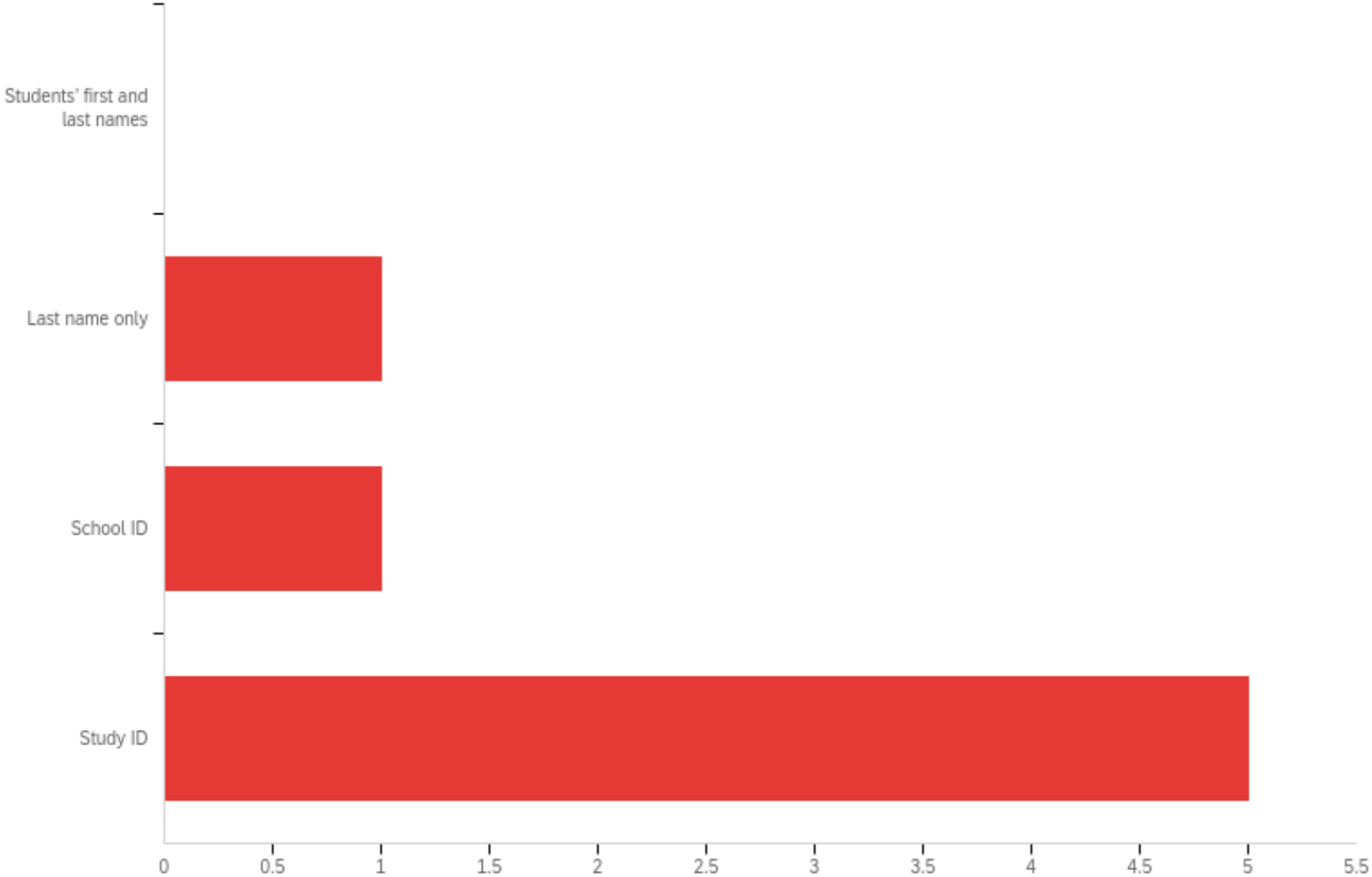
Q8 - True or False? There are two versions of all handouts, one for teachers and one for students.



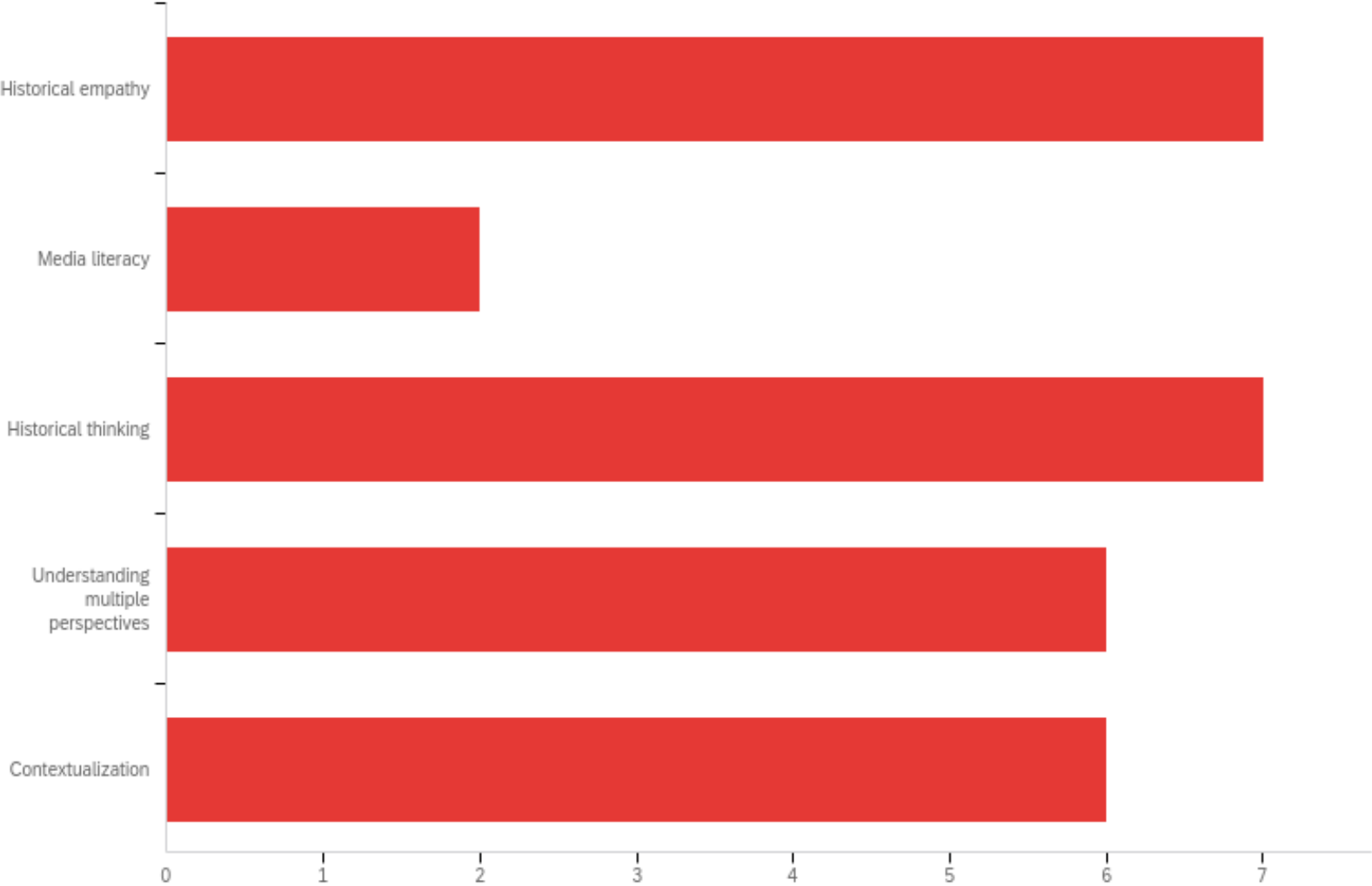
Q9 - Which research activities are part of the study? Select all that apply.



Q10 - When logging into Mission US and when completing assessments, what should students enter as their usernames?



Q11 - Using Mission US with students fosters the development of which skills? Select all that apply.





THANK YOU!